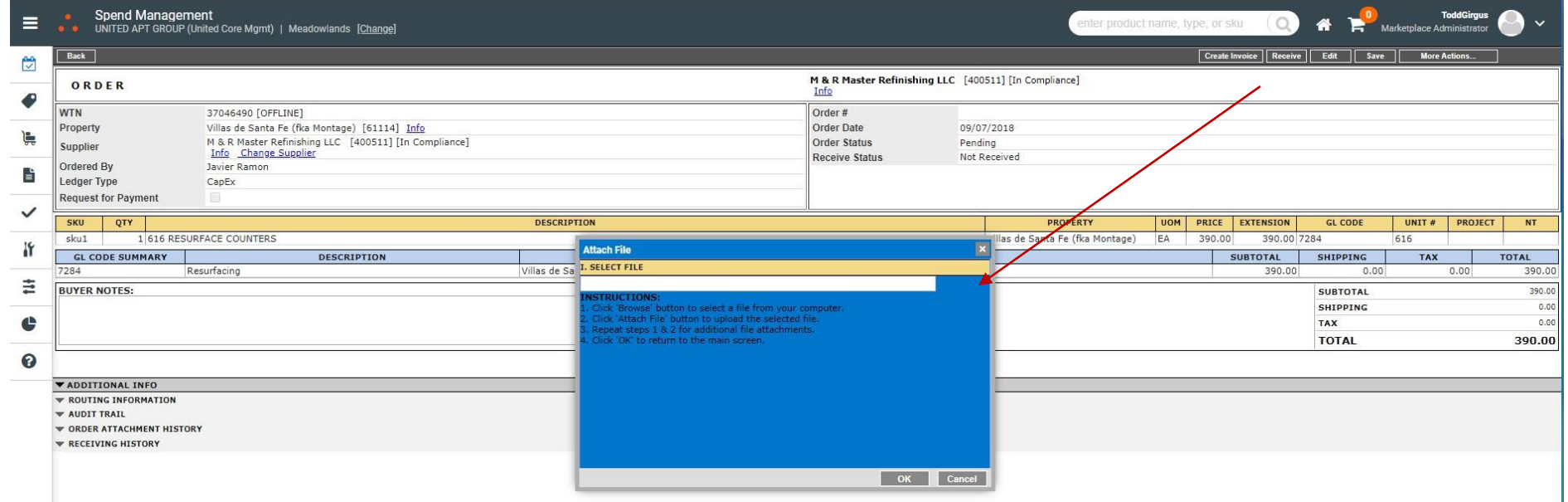


No BROWSE BUTTON Work-Around in Google Chrome...

If you are unable to see the browse button when attempting to attach a file in Ops using Google Chrome the “Attach File Pop-Up” will look like this...

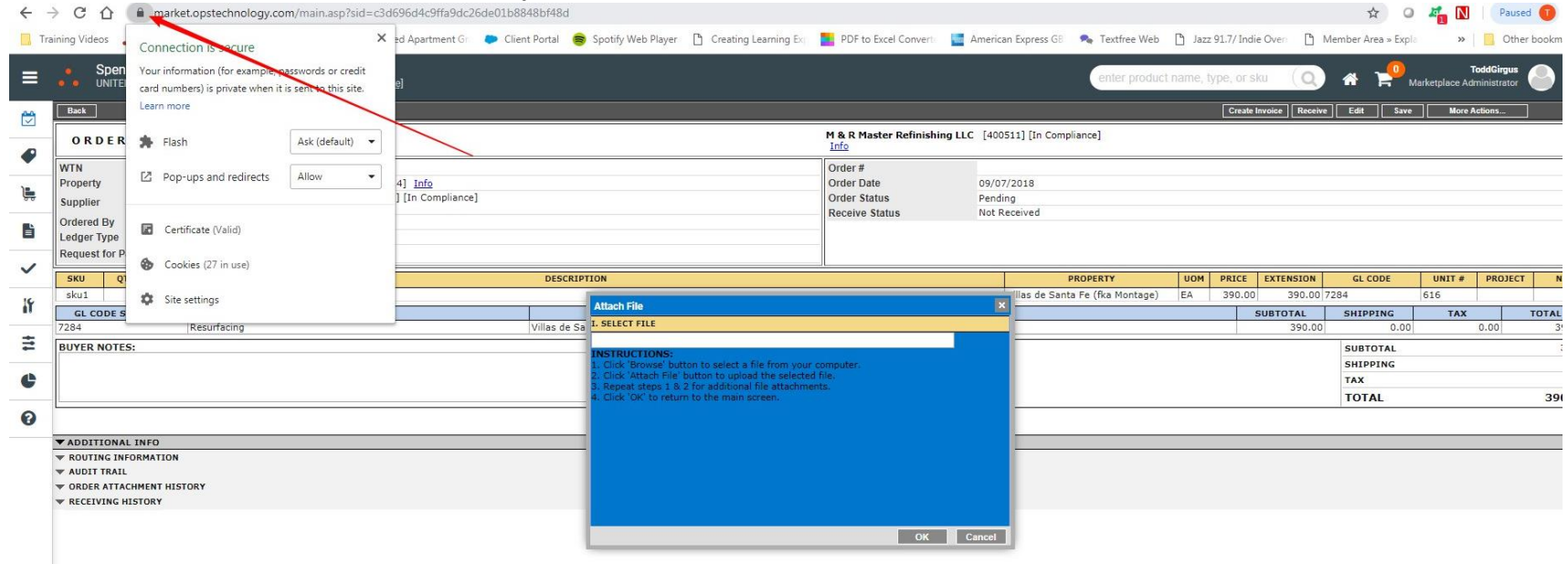


The screenshot shows the Spend Management interface for M & R Master Refinishing LLC. An 'Attach File' pop-up window is displayed in the foreground, containing the following instructions:

- 1. Click 'Browse' button to select a file from your computer.
- 2. Click 'Attach File' button to upload the selected file.
- 3. Repeat steps 1 & 2 for additional file attachments.
- 4. Click 'OK' to return to the main screen.

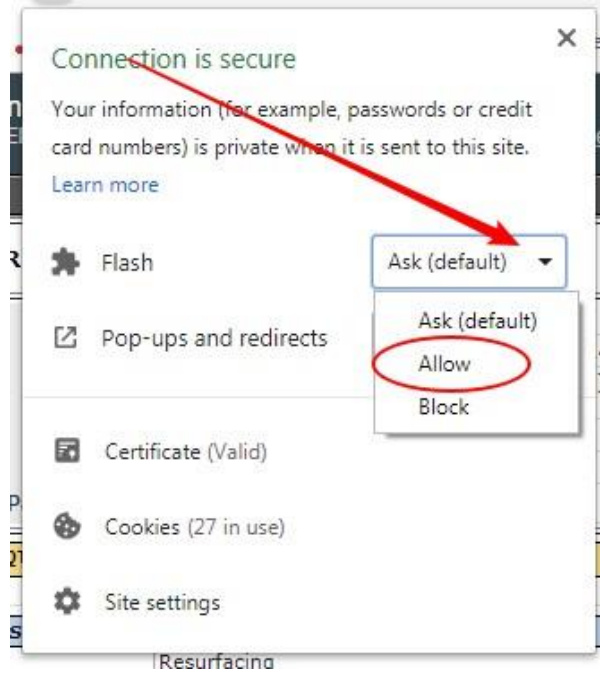
The pop-up window has a 'SELECT FILE' button, but the 'Browse' option is missing. A red arrow points to this button. The background interface shows order details and a table with columns: SKU, QTY, DESCRIPTION, PROPERTY, UOM, PRICE, EXTENSION, GL CODE, UNIT #, PROJECT, NT. The table contains one row: sku1, 1, 616 RESURFACE COUNTERS, Villas de Santa Fe (fka Montage), EA, 390.00, 390.00, 7284, 616, , NT. A summary table at the bottom right shows: SUBTOTAL 390.00, SHIPPING 0.00, TAX 0.00, TOTAL 390.00.

Click on the “Padlock” icon to the left of the Ops URL...



The screenshot shows the Spend Management interface with a Chrome security warning overlay. The warning message reads: 'Connection is secure. Your information (for example, passwords or credit card numbers) is private when it is sent to this site. Learn more'. A red arrow points to the padlock icon in the address bar. The background interface is the same as the previous screenshot, showing the 'Attach File' pop-up window and the order details table.

You will be presented security options. Click on the Flash option dropdown list...



Then select "Allow". Close and then reload Attach File Pop-Up. You should now again have the Browse Button. This will remain until you completely close the browser.

ORDER M & R Master Refinishing LLC [400511] [In Compliance]

Order #
Order Date 09/07/2018
Order Status Pending
Receive Status Not Received

SKU	QTY	DESCRIPTION	PROPERTY	UOM	PRICE	EXTENSION	GL CODE	UNIT #	PROJECT	NT
sku1	1	616 RESURFACE COUNTERS	Villas de Santa Fe (fka Montage)	EA	390.00	390.00	7284	616		
							SUBTOTAL			
							390.00			
							SHIPPING			
							0.00			
							TAX			
							0.00			
							TOTAL			
							390.00			

ATTACH FILE

1. SELECT FILE

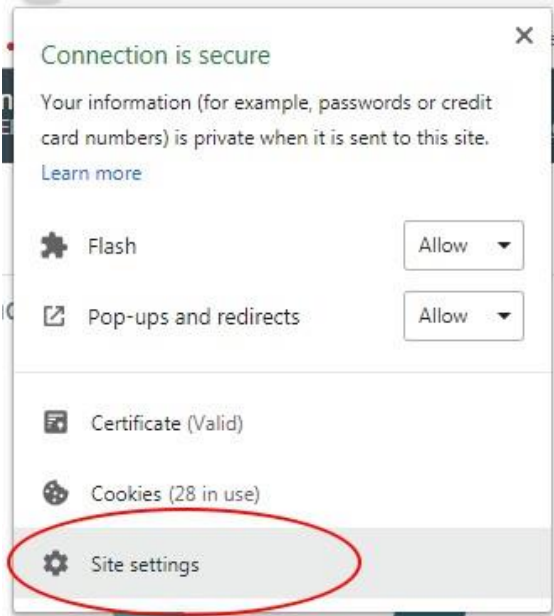
Browse...

INSTRUCTIONS:

1. Click 'Browse' button to select a file from your computer.
2. Click 'Attach File' button to upload the selected file.
3. Repeat steps 1 & 2 for additional file attachments.
4. Click 'OK' to return to the main screen.

OK Cancel

If you do not see Flash listed after clicking the “Padlock” icon then select “Site Settings” from the list of options.



Scroll down the page until you see “Flash”, select the dropdown option list and select “Allow”. Close and then reload Attach File Pop-Up. You should now again have the Browse Button. This will remain until you completely close the browser.

